



Features

- Led: CREE JK3030
- CRI: Ra>70 (80/90 for option)
- Power Factor: >0.95
- THD: <15
- Driver Efficiency: >90%
- Protection: OTP, OCP, OVP, SCP
- Impact Test: IK08 & IK10

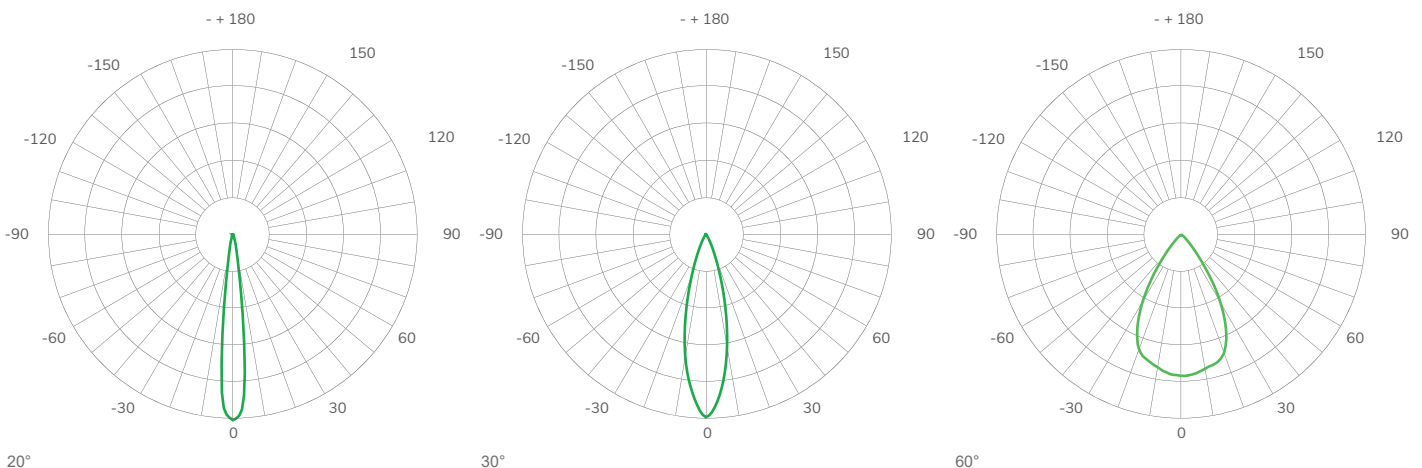
Applications

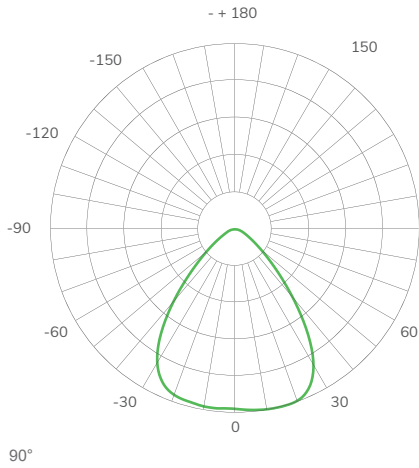
- Warehouse lighting
- Factory lighting
- Sport facilities lighting

Technical specifications

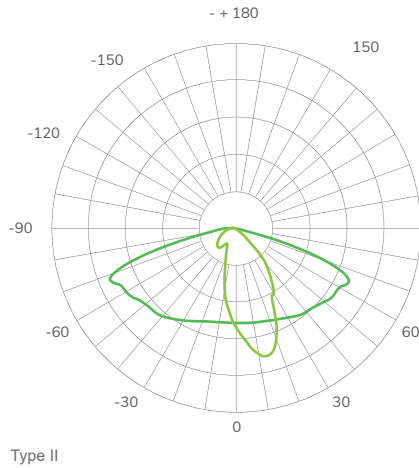
Watt:	100W 150W 200W 240W 300W
Voltage:	100~277V
Luminous Efficiency:	140lm/W
Lumen:	14000LM 21000LM 28000LM 33600LM 42000LM
Color - rendering index:	>70 (80)
IP Rating:	IP66
Operating Temperature:	4000K
Lifetime:	50,000h

Light curves

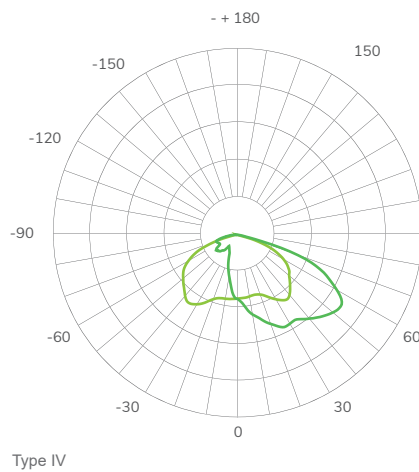




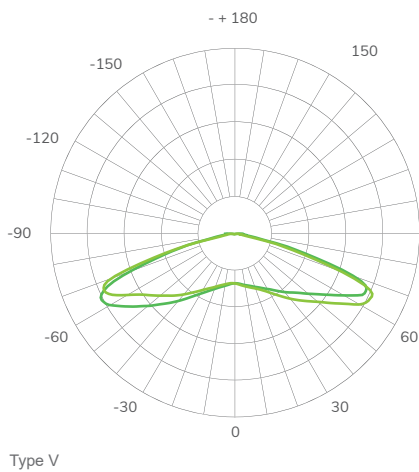
Type II



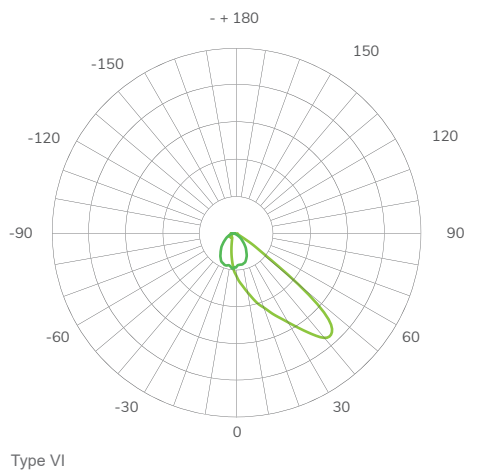
Type III



Type IV

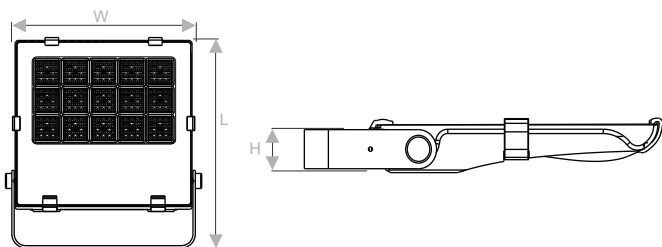


Type V



Type VI

Dimensions



W mm	L mm	H mm	Lumen	Watt
330	448	62	14000LM	100W
330	448	62	21000LM	150W
390	448	62	28000LM	200W
450	518	62	33600LM	240W
450	518	62	42000LM	300W

